



Energy Conservation in AM Broadcast Transmitters Using Carrier Control Algorithms

Tim Hardy

April 21, 2009

Overview

Historical Notes and References

Technical Description

Waveforms

Performance

Final Thoughts



Historical Perspective

Earliest References date to the 1930's to a system known as "HAPUG". This system was named after its inventors, Harbich, Pungs and Gerth. This system never made it beyond the experimental stage.

The first modern reference that I have found:

Reference 1: Energy Conservation and Reception Quality for Dynamic Amplitude Modulation, Institute of Radio Technology Report Number 22/80, G. Petke and J. Mielke, 7 August 1980.

Dynamic Amplitude Modulation (DAM) was then commercialized by Telefunken (then AEG Telefunken, today Transradio) during the 1980s.

Historical Perspective

ABB of Switzerland developed a very similar technology that they refer to as Dynamic Carrier Control (DCC). First on air tests were done on a 600kW transmitter in Vienna, Austria in 1983.

Reference 2: Dynamic Carrier Control, DCC, a Valuable Method to Save Input Power of Medium Wave Transmitters, Dr. Wolfram Schminke and Hans-Ulrich Boksberger, IEEE Transactions on Broadcasting, Vol. 35, No.2, June 1989

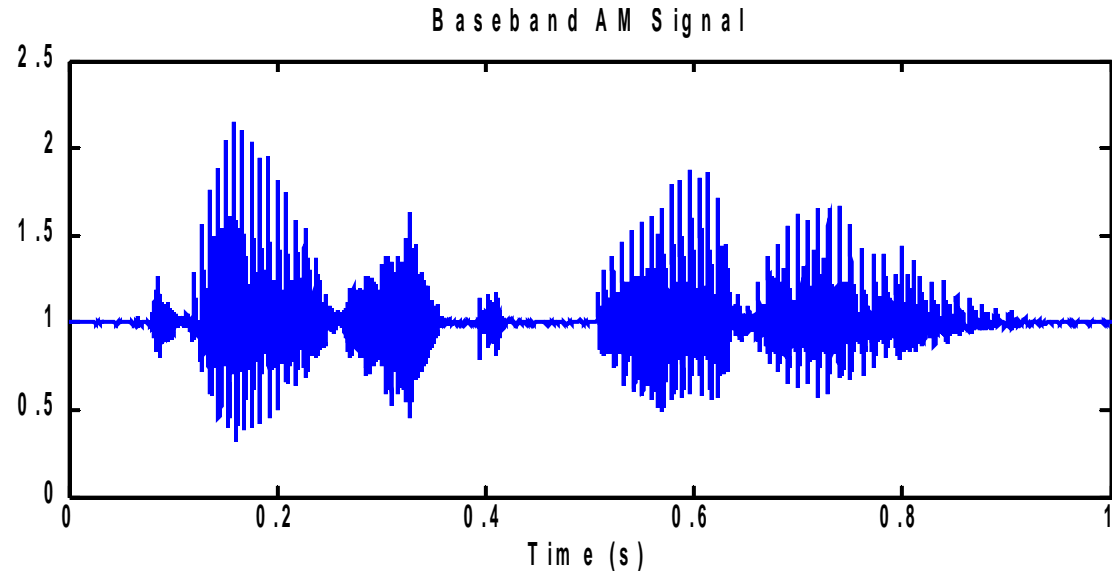
In the UK at the BBC Research and Development group, a different approach was developed referred to as Amplitude Modulation Comanding (AMC).

Reference 3: Amplitude modulation radio broadcasting: application of companding techniques to the radiated signal. BBC Research Department Report No. BBC RD 1985/13. W.I. Manson, 1985

AM Carrier Power

The AM carrier does not carry any information yet contains more than $2/3$ of the transmitted power.

How can the transmitted waveform be modified to reduce power without reducing received quality in simple AM receivers?

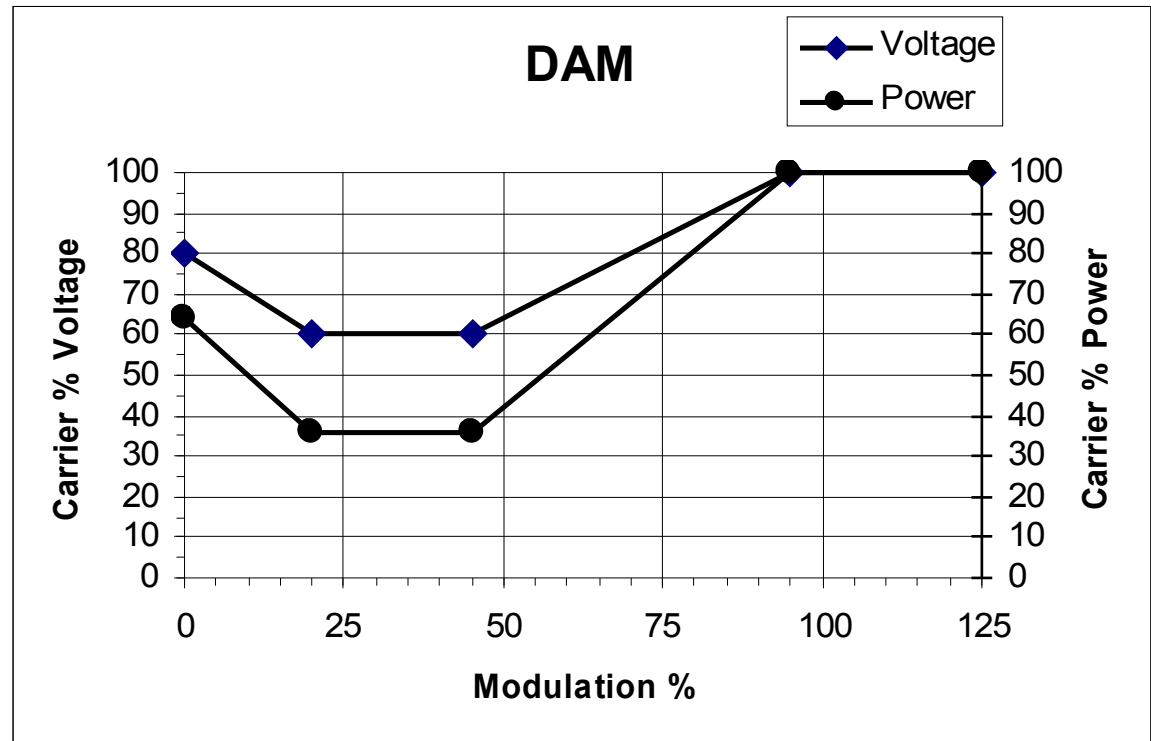


DAM Gain Function

Carrier (only) is decreased the most at moderate modulation levels.

Received loudness is increased when carrier is reduced.

The carrier is increased at higher modulation levels so that distortion does not occur.

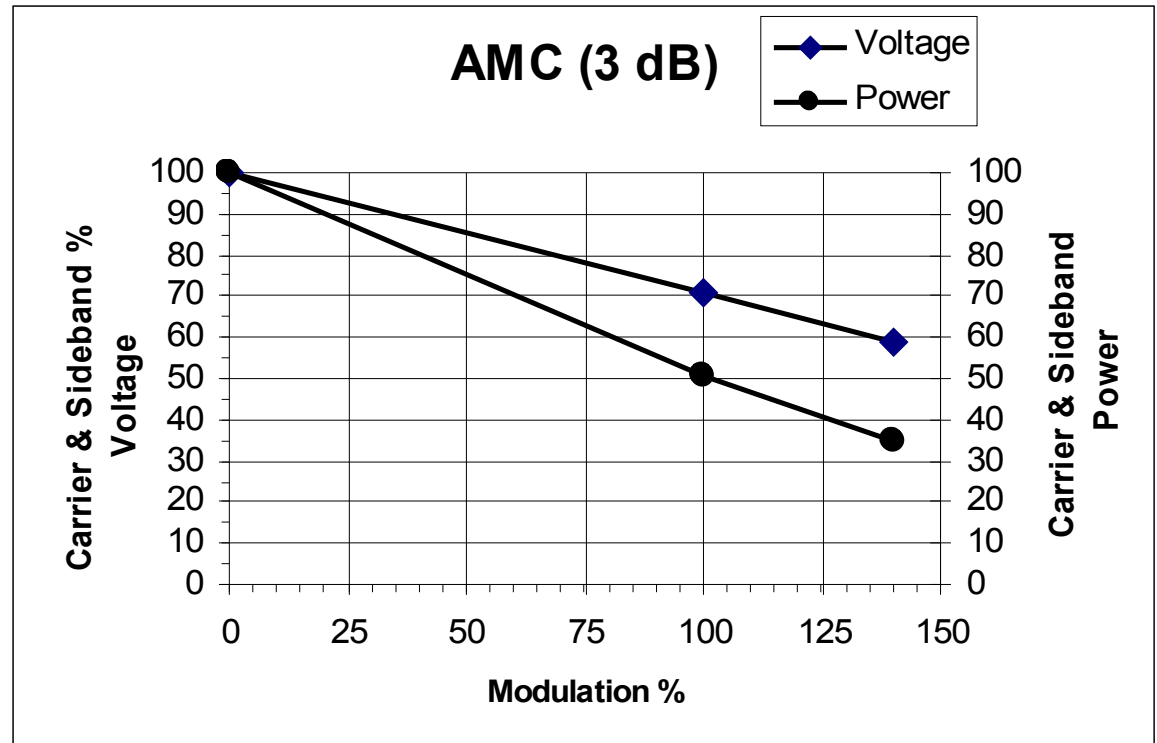


AMC Gain Function

Carrier and modulation together are decreased with increasing modulation index.

There is little impact on received loudness.

The carrier is increased to full power during quiet periods when noise is most easily perceived.



Time Domain Considerations

Typical settings for the audio peak detection of the audio are:

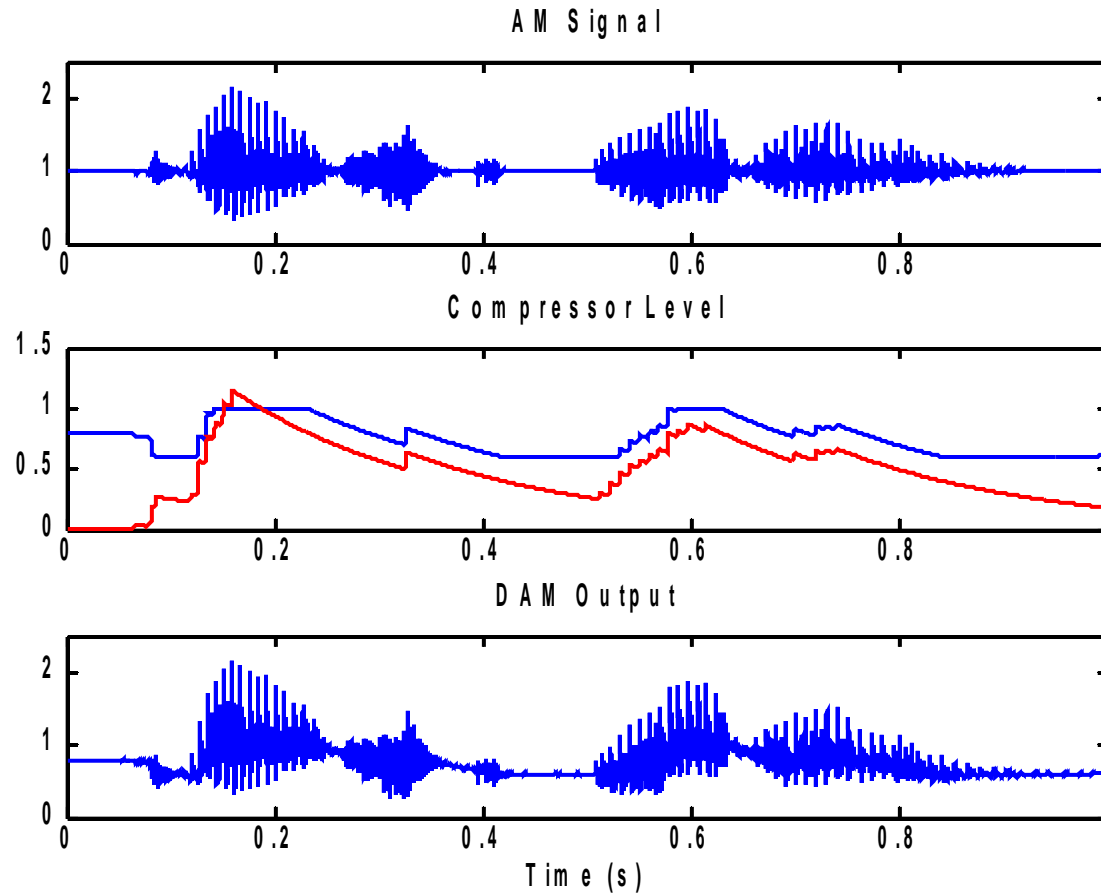
- Attack time: ~1 ms
- Decay time: ~200 ms

A Decay time of 200 ms is determined by the need for the receiver AGC to respond more quickly to closely track the changing carrier. Typical receiver AGC circuits are reported to be in the range of 20 to 60 ms.

With DAM the fast attack time is important so that the carrier may be recovered as quickly as the increase in audio levels so as to prevent pinch off distortion.

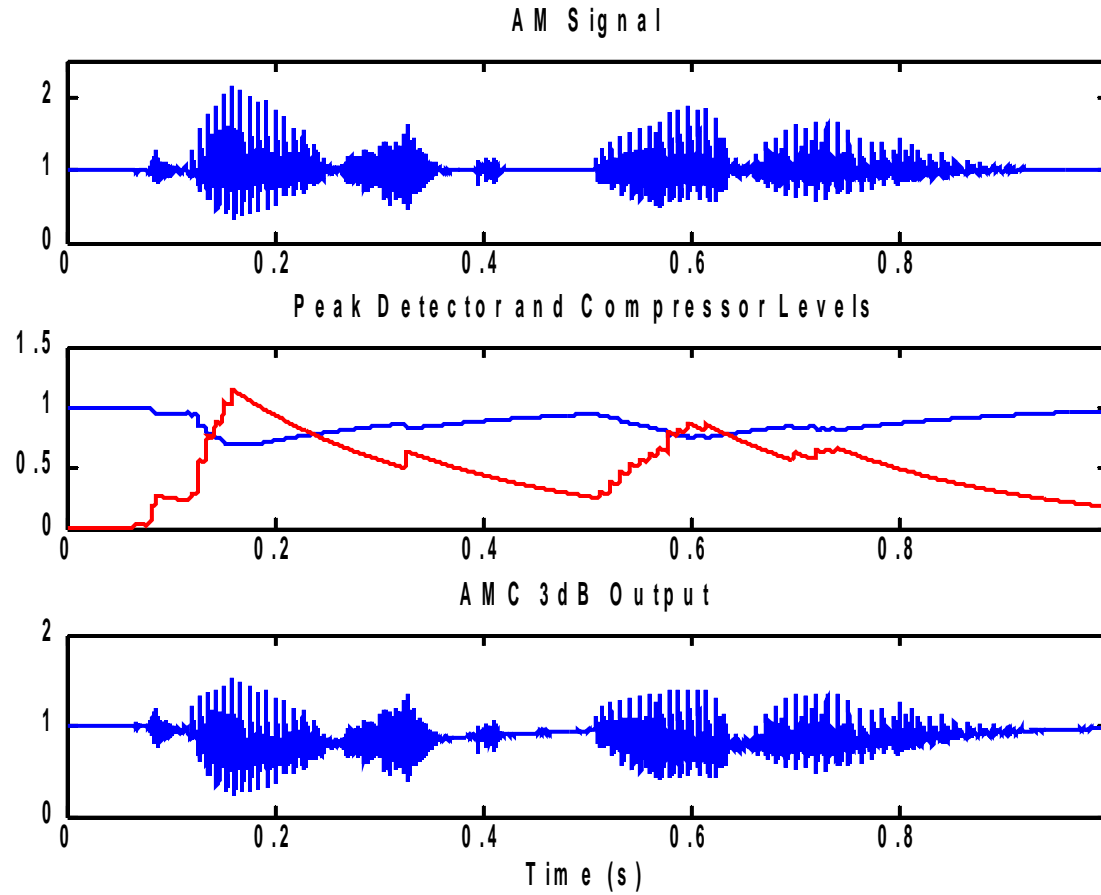
With AMC the action of the receiver AGC is to increase the audio gain when the carrier is reduced so that no net change is observed. However noise and interference is also boosted by the same amount. This increase in noise floor should be masked by the increased loudness during these stages.

DAM Waveforms



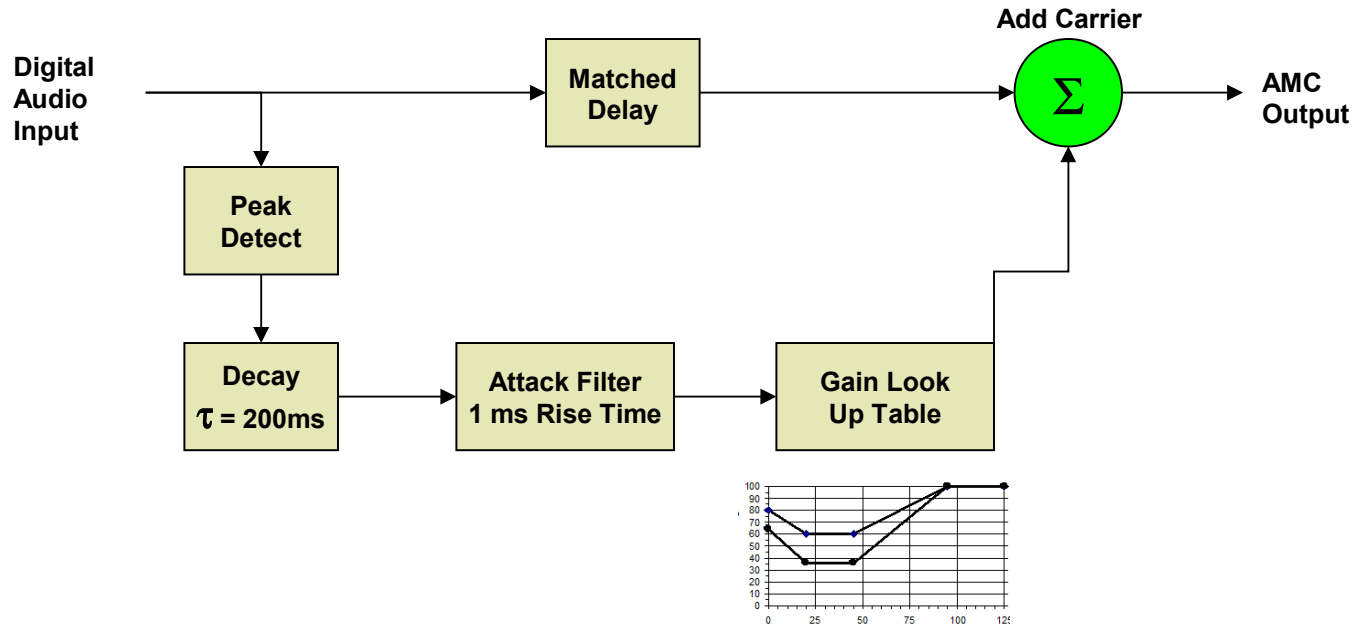
Average
Power
Reduction
40%

AMC (3 dB) Waveforms

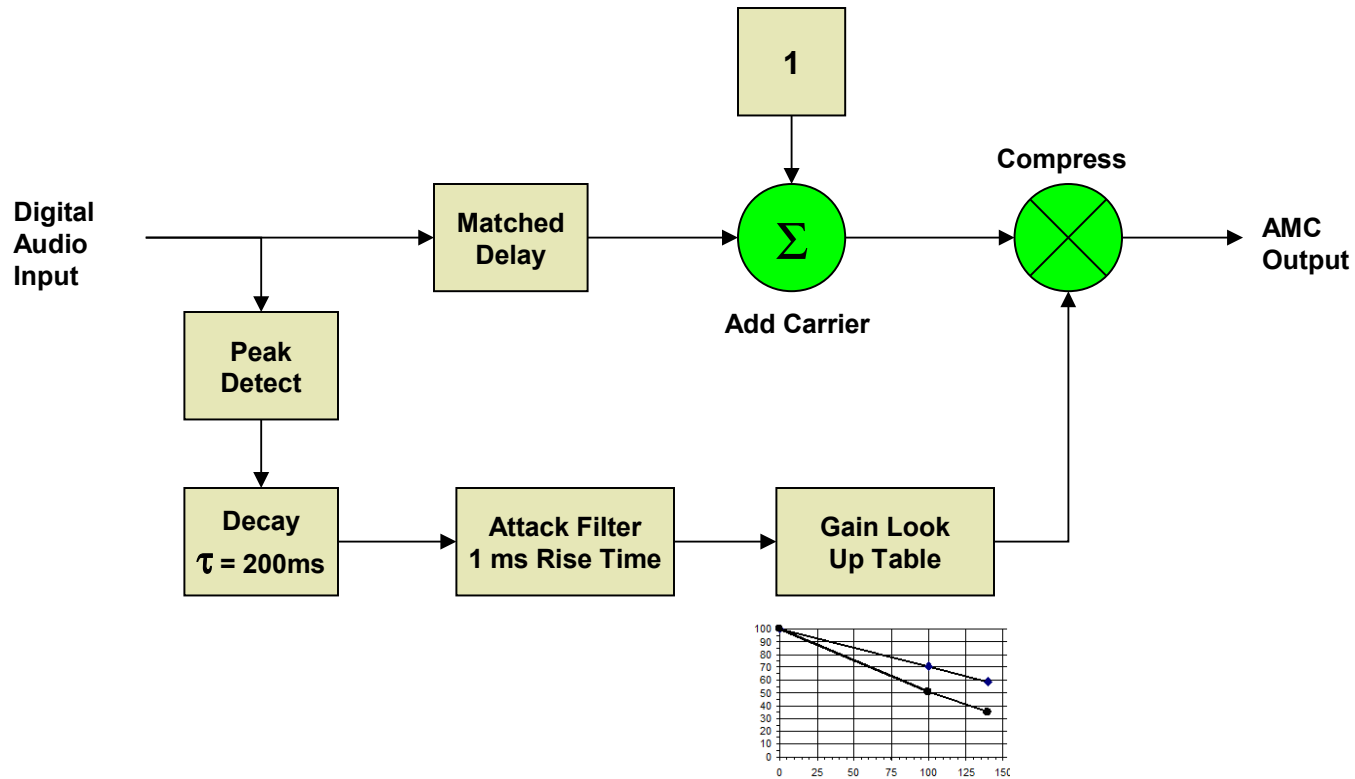


Average
Power
Reduction
23%

DAM Block Diagram




AMC Block Diagram



2008 Implementation

These algorithms are quickly and efficiently implemented on a modern transmitter. The code is written in C and in this case compiled for the Analog Devices fixed point DSP.

With modern tools and equipment engineering time is only a few days.



Energy Savings

- This technology is most relevant to high power stations ie. 50kW
- State of the art AM transmitters are 90% efficient
- Average power consumption is perhaps 73 kW. (70% average modulation)
- 8760 hours per year (24 hr station)
- 640,000 kWhr per year
- Electrical rates range from 5 cents to 20 cents depending on the region

Assuming a 30% power reduction:

- Savings are \$19,200 per year at a 10 cent/kWhr rate
- Savings are \$28,800 per year at a 15 cent/kWhr rate

If converting an older 70% efficient transmitter:

- Savings are \$37,600 per year at a 10 cent/kWhr rate
- Savings are \$56,400 per year at a 15 cent/kWhr rate

AMC Perceived Quality



Reference 4: Implementation of Amplitude Modulation Comanding in the BBC MF National Networks, C.P. Bell and W.F. Williams, IEEE Transactions on Broadcasting, Vol. 35, No. 2, June 1989

Key Notes:

- Laboratory tests on subjective listening quality suggested the degradation was not significant.
- Subjective testing with interference (co-channel) did not indicate a significant change in quality.
- Comparisons with simple power reductions were done. A 1dB power decrease was imperceptible (with noise or interference) to 90% of listeners. This corresponded to 3 dB AMC with noise tests and 7dB AMC with interference.
- In a field trial from Brookman's Park, a 100kW site near London, Engineers made assessments at 29 locations in the daytime and a further ten locations at night. No impairments were observed.

Other Considerations

Processing: These systems do not perform as well with heavily compressed audio levels. This is because high level peaks occur very regularly and quickly so that the detected peak level always stays at nearly 100%. Voice program tends to work well due to the pauses between words.

AM IBOC:

No work has been done to consider if the AM IBOC system could be modified to operate with carrier control algorithms. It is not known if this system would interfere with the normal operation of the IBOC receiver, although it seems unlikely. Implementation with IBOC would also be more challenging.

Legal Status:

Due to restrictions in the FCC rules this system may not be legal. However due to the extensive body of knowledge and the experience internationally, operation with a Special Temporary Authority or a change in the rules could be possible.

Final Summary



Carrier control algorithms were developed and tested in the 1980s and continue to be deployed in high power AM transmitters around the world. These systems are a specified requirement in most high power AM bids.

Research conducted in the 1980s revealed that significant reductions in transmitted and consumed electrical power are possible with very minor impairments in subjective quality measurements on the received signal.

With modern transmitters, the cost of implementation is very small or no cost in the case of new systems. However the electrical energy savings are very significant especially on high power transmitters. These energy savings are complementary to the savings from modern high efficiency transmitters.

Thank You.

Questions?