

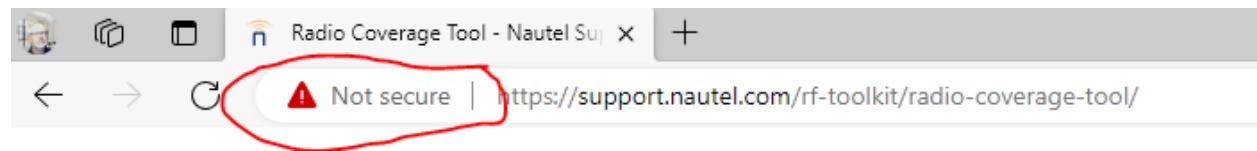
Having trouble accessing the Radio Coverage Tool?

If you're opening up the coverage tool and it looks like the view shown on the left instead of what you'd normally expect as shown on the right then you may need to adjust your browser's security permissions. A few examples of the setting changes are provided below.

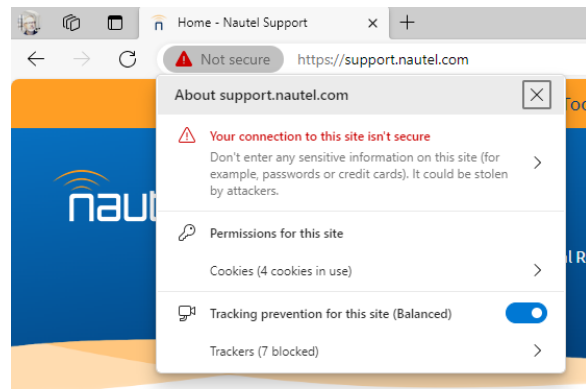
(in the future we hope to update the tool so that you can skip this step but for now we hope the advice below will get you back to using the tool)



Microsoft Edge Browser



Click on the red triangle and then select "Permissions for this site"



On the settings page that opens, find the setting called "Insecure content" and select allow. The tool should appear when you reenter the Coverage Tool Page.

Settings

Q Search settings

- Profiles
- Privacy, search, and services
- Appearance
- Sidebar
- Start, home, and new tabs
- Share, copy and paste
- Cookies and site permissions
- Default browser
- Downloads
- Family safety
- Languages
- Printers
- System and performance
- Reset settings
- Phone and other devices
- Accessibility
- About Microsoft Edge

← All sites / https://support.nautel.com

Reset permissions

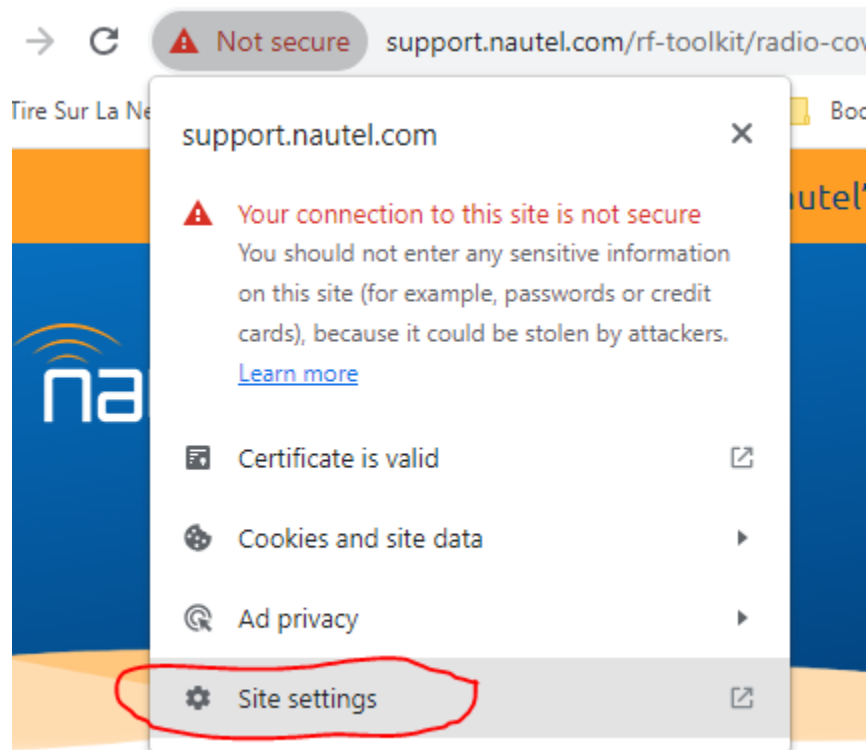
📍 Location	Ask (default) ▾
📷 Camera	Ask (default) ▾
🎤 Microphone	Ask (default) ▾
📶 Motion or light sensors	Allow (default) ▾
🔔 Notifications	Ask (default) ▾
📄 JavaScript	Allow (default) ▾
🖼 Images	Allow (default) ▾
📄 Pop-ups and redirects	Block (default) ▾
📄 Intrusive ads <small>Block if site shows intrusive or misleading ads</small>	Block (default) ▾
🔄 Background sync	Allow (default) ▾
↓ Automatic downloads	Ask (default) ▾
🎹 MIDI devices	Ask (default) ▾
📱 USB devices	Ask (default) ▾
🔌 Serial ports	Ask (default) ▾
📄 File editing	Ask (default) ▾
📄 Clipboard	Ask (default) ▾
💳 Payment handlers	Allow (default) ▾
⚠ Insecure content	Allow ▾
🕶 Virtual reality	Ask (default) ▾
🕶 Augmented reality	Ask (default) ▾
🖨 Your device use	Ask (default) ▾

Chrome Browser



Click on the red triangle and then select “Site settings”

(If the red triangle doesn’t appear you may need to enter the settings menu using the three dots on the left top corner of your browser)



On the settings page that opens, find the setting called “Insecure content” and select allow. The tool should appear when you reenter the Coverage Tool Page.

- You and Google
- Autofill and passwords
- Privacy and security**
- Performance
- Appearance
- Search engine
- Default browser
- On startup
- Languages
- Downloads
- Accessibility
- System
- Reset settings
- Extensions
- About Chrome

← support.nautel.com

Usage

18.7 KB

Clear data

Permissions

Reset permissions

Location	Ask (default)
Camera	Ask (default)
Microphone	Ask (default)
Motion sensors	Allow (default)
Notifications	Ask (default)
JavaScript	Allow (default)
Images	Allow (default)
Pop-ups and redirects	Block (default)
Intrusive ads Block if site shows intrusive or misleading ads	Block (default)
Background sync	Allow (default)
Sound	Automatic (default)
Automatic downloads	Ask (default)
MIDI devices	Ask (default)
USB devices	Ask (default)
Serial ports	Ask (default)
File editing	Ask (default)
HID devices	Ask (default)
Protected content IDs Chrome Live Caption might not work	Allow (default)
Clipboard	Ask (default)
Payment handlers	Allow (default)
Insecure content	Allow
Third-party sign-in	Allow (default)
Augmented reality	Ask (default)
Virtual reality	Ask (default)
Your device use	Ask (default)
Window management	Ask (default)
Fonts	Ask (default)